

## Technical Data



- Operating temperature: +5 °C to +50 °C
- Input signal: 0-5 V/0-10 V or 4-20 mA
- Angle measurement input (A/B) or speed sensor input (A)
- Digital inputs (2 times)
- Digital outputs (2 times)
- USB connection, incl. Windows software
- SD card slot

## Special advantages

- Delivery from stock (< two weeks)
- Excellent price/performance ratio
- Compact readout unit with display
- Delivery includes 1.8 m USB cable and 4 GB SD card

### Short product description

The NCTE readout unit is a multifunctional readout unit especially for the NCTE torque sensors. One unit can be connected to two sensors. The unit supplies the sensor with power. The analogue output (0...5 V or 0...10 V) of the sensor and/or the angle sensor should be connected to the readout unit. Torque, angle or speed can be displayed. The measurement results can be stored on the SD card supplied or transferred directly to the PC via USB connection in real time. The software is available for Windows.

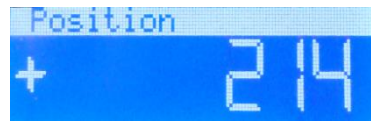
## Technical data

	<b>Current</b>	<b>Unity</b>	<b>Value</b>
1	Power Supply	V DC	15 ... 30 (max. 200 mA)
	<b>Temperature dependence</b>	<b>Unity</b>	<b>Value</b>
2	Torque input, analogue	V/mA	0 ... 10 / 4 ... 20
3	Torque input, resistance	MΩ	1
4	Torque input, resolution	mV	±2.5 (12 bit)
5	Torque input, analogue, accuracy	%	< ±0.05
6	Max. Sampling rate (incl. oversampling)	Hz	100
7	Angle measurement input - gridded angle sensor (A/B) or three-digit sensor (A)	-	A/B (< 1 MHz) Low < 1 V, high 2..6 V DC
8	2x digital input	-	Low level: < 1 V High level: +5 ... +24 V
	<b>Outputs</b>	<b>Unity</b>	<b>Value</b>
9	2x Ausgangsrelai	-	1 A/125 V AC or 2 A/30 V DC
10	Stromversorgung Sensor	VDC	12 (max. 100 mA)
		<b>Unity</b>	<b>Value</b>
11	Memory card slots	-	SD/SD HC
12	USB -connection	-	2.0 HID
13	Recording interval	-	10 ms ... 1 h
14	LCD-Display: white-blue	-	122 x 32 px
	<b>General</b>	<b>Unity</b>	<b>Value</b>
15	Dimension	mm	H 45 x W 92 x L 108 Front: H 49 x W 96
16	Operating temperature	°C	5 ... 50
17	Weight	g	330
18	Protection according EN 60529	IP	40

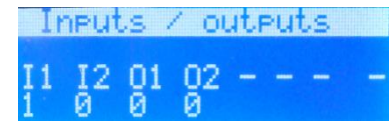
### Display example



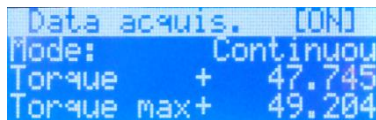
Torque



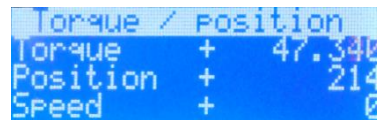
Position



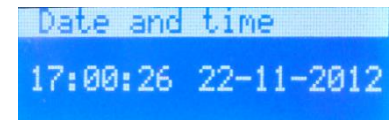
digital input / output



Data collection



torque and position



Date and time

### Wiring diagram

2 pin supply connection 15-30V  
2 pin RS485 connector (not used)  
USB type B  
SD card slot

4 pin digital output connector  
4 pin digital input connector  
8 pin sensor connector



### Order option

The readout unit is supplied with 5 green connectors, a 1.8 m USB cable and a 4 GB SD card.

Readout unit		
<b>Ausgangssignal</b>		
A	Voltage output (Art. Nr. 400010-ATS001)	
S	Current output (Art. Nr. 400010-ATS002)	

We would be pleased to provide you with further information about serial products in a personal contact under Phone: +49 (0)89 66 56 19 30 or by e-mail: [sales@ncte.de](mailto:sales@ncte.de).